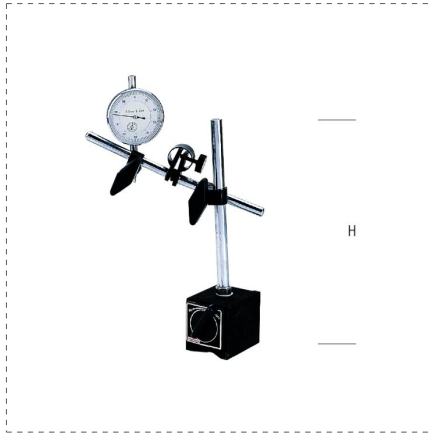


LEVELS




## MAGNETIC BASE



### DETAILS

- 3 strong arms
- With fine adjustment
- Prismatic base
- On/off lever switch
- Flow rate 45/60 Kg
- Supplied without dial

### ARTICLES OF THE RANGE

Ref.		H mm		
46010	8001066460106	230	60 kg	1
46015	8001066460151	230	45 kg	1