


TRACING AND MARKING



PROFESSIONAL CONTOUR GAUGE



DETAILS

- Professional model for shapes or profiles measuring
- Movable needles
- Hardened steel

ARTICLES OF THE RANGE

Ref.		A mm	B mm	
72002	8001066720026	300	150	1
72003	8001066720033	150	85	1